


A Hair Book for Students

Assemble this "Hair Book" by cutting along the designated lines. Secure with staples. Make a copy for each child. With the teachers' help, children assemble their Hair Books, gluing on long or short ribbons and straight or curly ribbons, depending on their own hair's length and texture. They also glue color swatches matching their hair color into the Hair Books, or use paints or crayons to illustrate hair color.




A Hair Book



by _____

Is my hair long or short?

My hair is _____.




How about you?
Is your hair long or short?

1

Is my hair straight or curly?

My hair is _____.



How about you?
Is your hair straight or curly?

2

What color is my hair?

My hair is _____.



How about you?

What color is your hair?

3

How do I keep my hair clean?

I wash it with _____.

How do I keep my hair neat?

Do I brush it? _____

Do I comb it? _____

I also _____.

How about you?

How do you keep your hair
clean and neat?

4

I have hair
Just like you
We both have hair,
Yes, we do!
